




Week 41: 13th October 2018

TRADE JOURNAL TEMPLATE | IRESS TRADER VERSION



WEEKLY DASHBOARD

Week Selection

Metrics	
Net Profit / Loss	\$16,125
Winners	19
Losers	17
Average Win	\$2,866
Average Loss	\$2,034
Turnover	\$12,802,366
Commissions	\$3,756
Gross Profit	\$19,881

Win Rate	52.8%
Profit / Loss Ratio	1.41
Expectancy	\$552

Day	# of Trades	Net Profit / Loss	Win Rate	P/L Ratio	Expectancy	Commissions	Turnover
Monday	2	\$1,460	50.0%	4.162	\$914	\$368	\$566,197
Tuesday	3	-\$8,402	0.0%			\$328	\$1,396,466
Wednesday	4	\$6,757	75.0%	5.287	\$1,769	\$320	\$933,557
Thursday	15	-\$5,472	40.0%	1.163	-\$260	\$1,567	\$6,187,725
Friday	14	\$21,782	69.2%	1.712	\$1,766	\$1,173	\$3,718,422

Net Profit / Loss per Ticker

