




Week 42: 20th October 2018

TRADE JOURNAL TEMPLATE | IRESS TRADER VERSION



WEEKLY DASHBOARD

Week Selection

Metrics

Net Profit / Loss	\$26,255
Winners	36
Losers	16
Average Win	\$1,648
Average Loss	\$1,777
Turnover	\$17,245,889
Commissions	\$4,641
Gross Profit	\$30,895

Win Rate
69.2%

Profit / Loss Ratio
0.93

Expectancy
\$594

Day	# of Trades	Net Profit / Loss	Win Rate	P/L Ratio	Expectancy	Commissions	Turnover
Monday	9	\$10,932	77.8%	1.953	\$1,331	\$1,045	\$2,807,108
Tuesday	16	\$11,604	60.0%	1.555	\$839	\$981	\$4,280,607
Wednesday	10	\$1,488	70.0%	0.619	\$202	\$534	\$2,018,033
Thursday	8	-\$10,030	62.5%	0.157	-\$1,107	\$1,178	\$4,463,350
Friday	10	\$12,261	80.0%	8.337	\$1,316	\$902	\$3,676,790

Net Profit / Loss per Ticker

