




# Week 33: 17<sup>th</sup> August

TRADE JOURNAL TEMPLATE | IRESS TRADER VERSION



## WEEKLY DASHBOARD

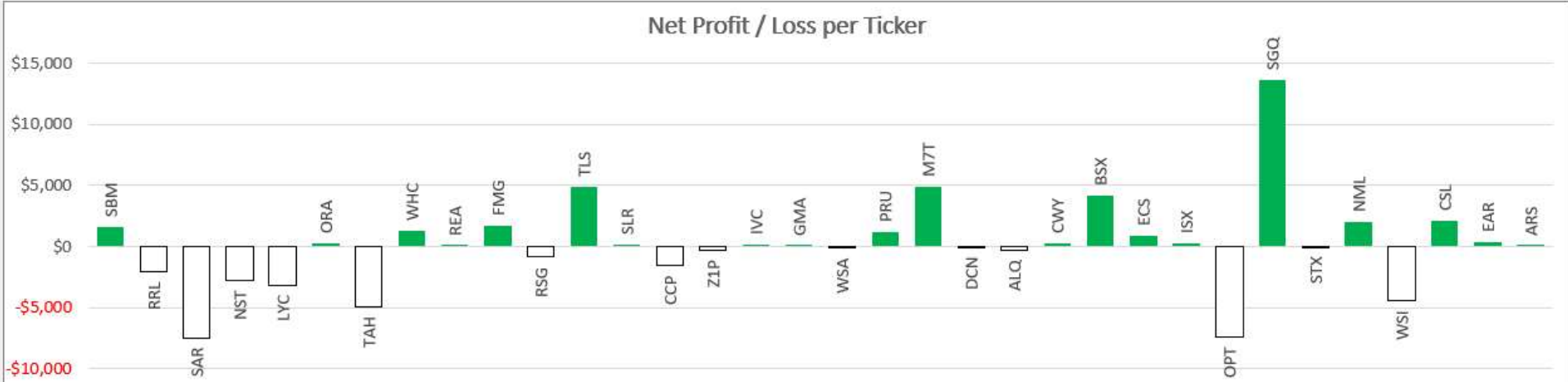
**Week Selection**

Metrics		Win Rate
Net Profit / Loss	\$4,302	54.5%
Winners	24	
Losers	20	
Average Win	\$2,022	Profit / Loss Ratio
Average Loss	\$2,003	1.01
Turnover	\$16,949,075	Expectancy
Commissions	\$4,160	\$192
Gross Profit	\$8,462	

Day	# of Trades	Net Profit / Loss	Win Rate	P/L Ratio	Expectancy	Commissions	Turnover
Monday	10	\$19,176	66.7%	5.395	\$2,232	\$913	\$3,424,872
Tuesday	5	-\$4,089	40.0%	0.553	-\$762	\$280	\$1,255,059
Wednesday	13	-\$11,002	53.8%	0.467	-\$755	\$1,186	\$5,178,563
Thursday	10	-\$166	60.0%	0.731	\$49	\$656	\$2,980,301
Friday	7	\$384	42.9%	1.713	\$216	\$1,126	\$4,110,280

### Net Profit / Loss per Ticker



Ticker	Net Profit / Loss
SBM	\$1,500
RRL	-\$1,000
SAR	-\$7,000
NST	-\$1,000
LYC	-\$1,000
TAH	-\$4,000
ORA	\$500
WHC	\$1,500
REA	\$500
FMG	\$1,500
RSG	-\$500
TLS	\$5,000
SLR	\$1,000
CCP	-\$1,000
ZIP	-\$500
IVC	\$500
GMA	\$500
WSA	-\$500
PRU	\$1,500
MTT	\$5,000
DCN	-\$500
ALO	-\$500
CWY	\$1,000
BSX	\$4,000
ECS	\$1,000
ISX	\$500
SGQ	\$14,000
STX	-\$500
NML	\$2,000
WSI	-\$3,000
CSL	\$2,000
EAR	\$500
ARS	\$500
OPT	-\$8,000